





#MoodAntheaPattern

## “The Anthea Dress”

Ladies Sizes 00 to 32

Formatted for both  
US Letter & A4 Paper

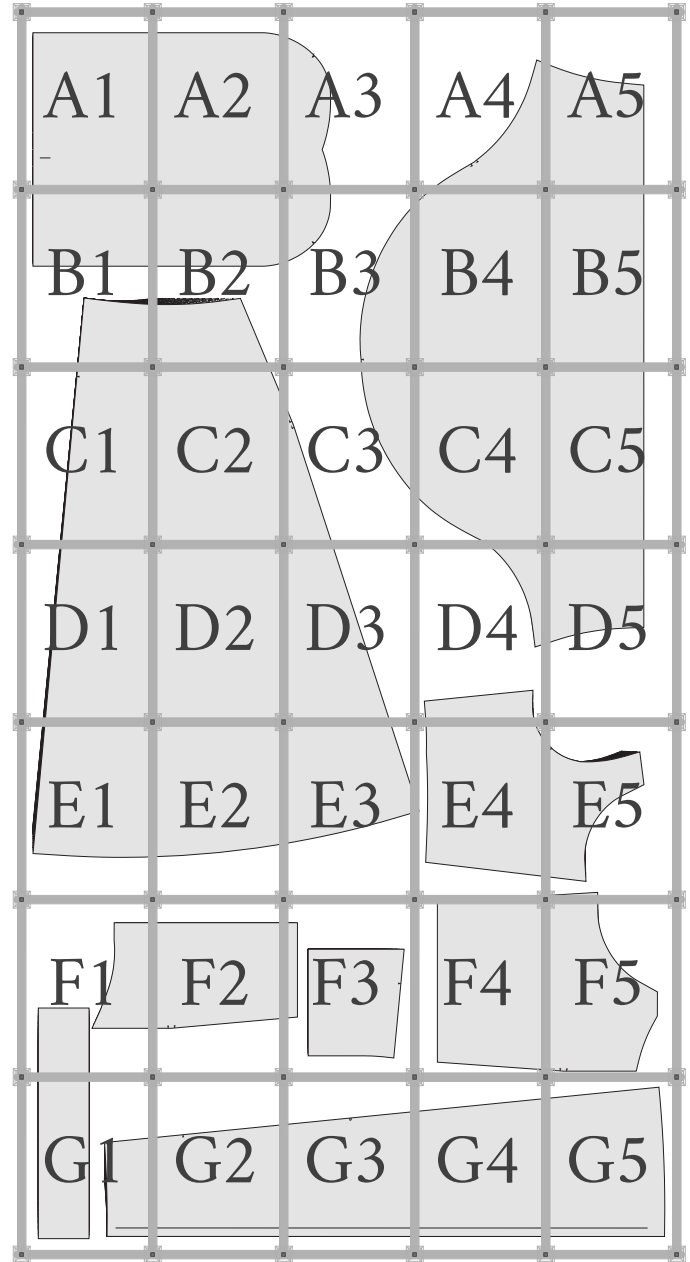
**Trimless Option:** This is the fastest! No trimming needed! Place left-side margins over right-side margins, overlapping dashed lines and dots. In the same fashion, top margins will overlap bottom margins. Slight unprinted gaps are normal for this method.

**Trimmed Option:** This removes any unprinted gaps. Trim along the top and right margins at the dashed lines. Overlap the trimmed margins to the untrimmed margins, matching dashed lines and dots.

**Tip!** Build rows first, then join the rows together as you go.

**STOP!**

Print only this page first to check accuracy.  
The Mood square to the left should measure 2 inches.  
Print “actual size” in “portrait” mode (not auto center).  
Formatted for both US Letter & A4 paper sizes.



©2022 MoodFabrics.com / MoodSewciety.com  
Mass production, resale, or distribution of this  
pattern in any form is strictly prohibited.



# “The Anthea Dress”

#MoodAntheaPattern

Ladies Sizes 00 to 32

## BODY MEASUREMENTS IN INCHES

SINGLE SIZES	00	0	2	4	6	8	10	12	14	16	18	20	22	24	26	28	30	32
BUST	31	32	33	34	35	36	37.5	39	40.5	42.5	44.5	46.5	48.5	50.5	52.75	55	57.25	59.5
WAIST	23	24	25	26	27	28	29.5	31	32.5	34.5	36.5	38.5	40.5	42.5	44.75	47	49.25	51.5
HIP	34	35	36	37	38	39	40.5	42	43.5	45.5	47.5	49.5	51.5	53.5	56	58.5	61	63.5

## APPROXIMATE FINISHED GARMENT MEASUREMENTS - IN INCHES

SINGLE SIZES	00	0	2	4	6	8	10	12	14	16	18	20	22	24	26	28	30	32
BUST*	32.5	33.5	34.5	35.5	36.5	37.5	39	40.5	42	44	46	48	50	52	54.25	56.5	58.75	61
WAIST	23.75	24.75	25.75	26.75	27.75	28.75	30.25	31.75	33.25	35.25	37.25	39.25	41.25	43.25	45.5	47.75	50	52.25
HIP	41	42	43	44	45	46	47.5	49	50.5	52.5	54.5	56.5	58.5	60.5	62.75	65	67.25	69.5

\*Not including extra ease from gathered bust panel

Drafted for woven, light to medium-weight fabrics. Size guide is based on the suggested design & wearing ease for this style. You can also choose your size according to your desired finished garment measurements and personal fit preferences. Blend between sizes as needed. For best results, sew a test garment to adjust your pattern as needed.

We love creating these free patterns for the community and we want to keep them free! In return, we hope you check out MoodFabrics.com for your next project!

Want to use one of our patterns to make a garment to sell? Our patterns are royalty-free! We just ask that you credit us with MoodSewciety.com or MoodFabrics.com in your product description.

♥ The Mood Sewciety Team

FOR SEWING INSTRUCTIONS:

Scan the QR code or visit  
MoodSewciety.com and search  
“MDF317”



1/2" seam allowances (SA's) included  
unless stated otherwise.

©2022 MoodFabrics.com / MoodSewciety.com  
Mass production, resale, or distribution of this  
pattern in any form is strictly prohibited.

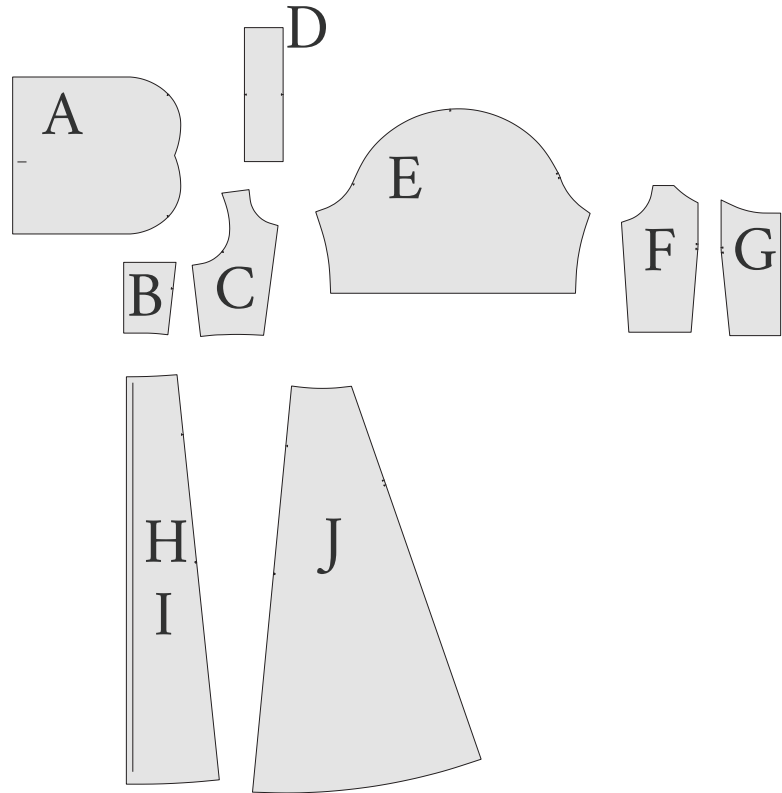



# MDF317 "The Anthea Dress"

#MoodAntheaPattern

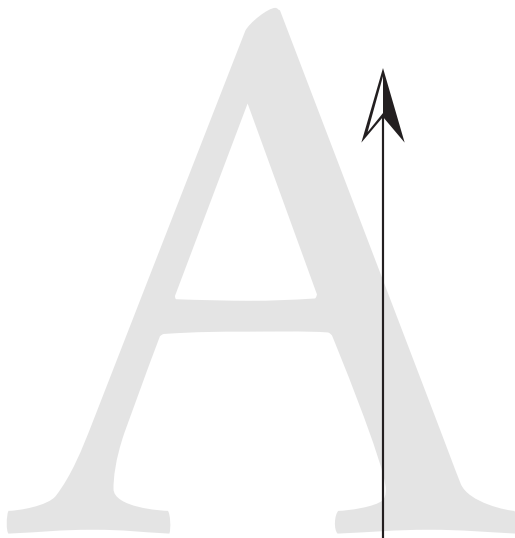
Ladies Sizes 00 to 32

<b>A</b>	A - BUST PANEL FABRIC: CUT 1 ON FOLD
<b>B</b>	B - FRONT BODICE FABRIC: CUT 1 LINING: CUT 1 ON FOLD
<b>C</b>	C - SIDE FRONT BODICE FABRIC: CUT 2 LINING: CUT 2 MIRRORED PAIRS
<b>D</b>	D - STRAP FABRIC: CUT 2
<b>E</b>	E - SLEEVE FABRIC: CUT 2 MIRRORED PAIR
<b>F</b>	F - SIDE BACK BODICE FABRIC: CUT 2 LINING: CUT 2 MIRRORED PAIRS
<b>G</b>	G - BACK BODICE FABRIC: CUT 2 LINING: CUT 2 MIRRORED PAIRS
<b>H</b>	H - FRONT SKIRT FABRIC: CUT 1 ON FOLD
<b>I</b>	I - BACK SKIRT FABRIC: CUT 2 MIRRORED PAIR
<b>J</b>	J - SIDE FRONT/BACK SKIRT FABRIC: CUT 4 MIRRORED PAIRS





PLACE ON FOLD OF FABRIC



PATTERNS  
BY  
*mood*  
DESIGNER FABRICS  
--- MDF317 ---

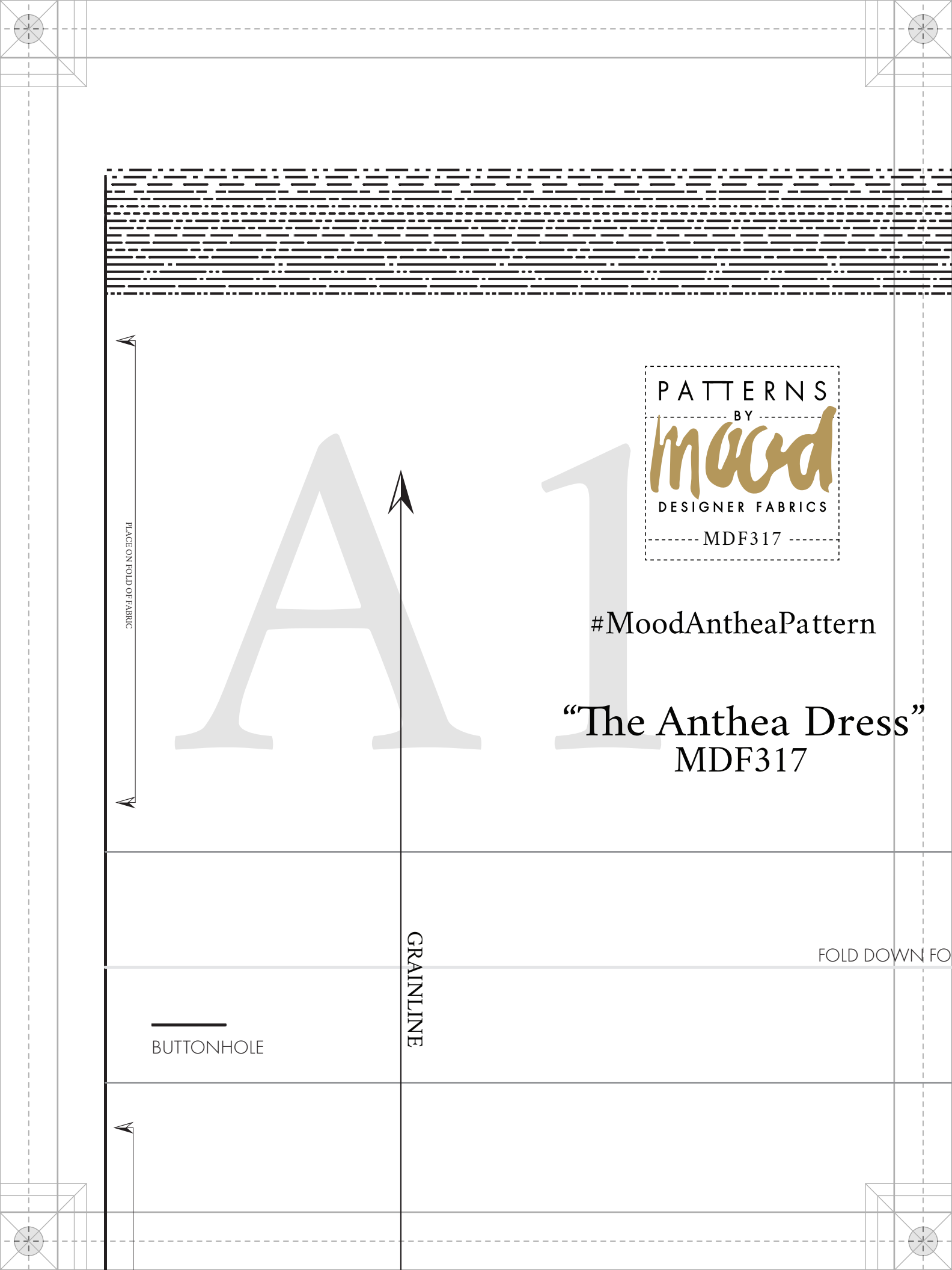
#MoodAntheaPattern

“The Anthea Dress”  
MDF317

GRAINLINE

FOLD DOWN FO

—  
BUTTONHOLE

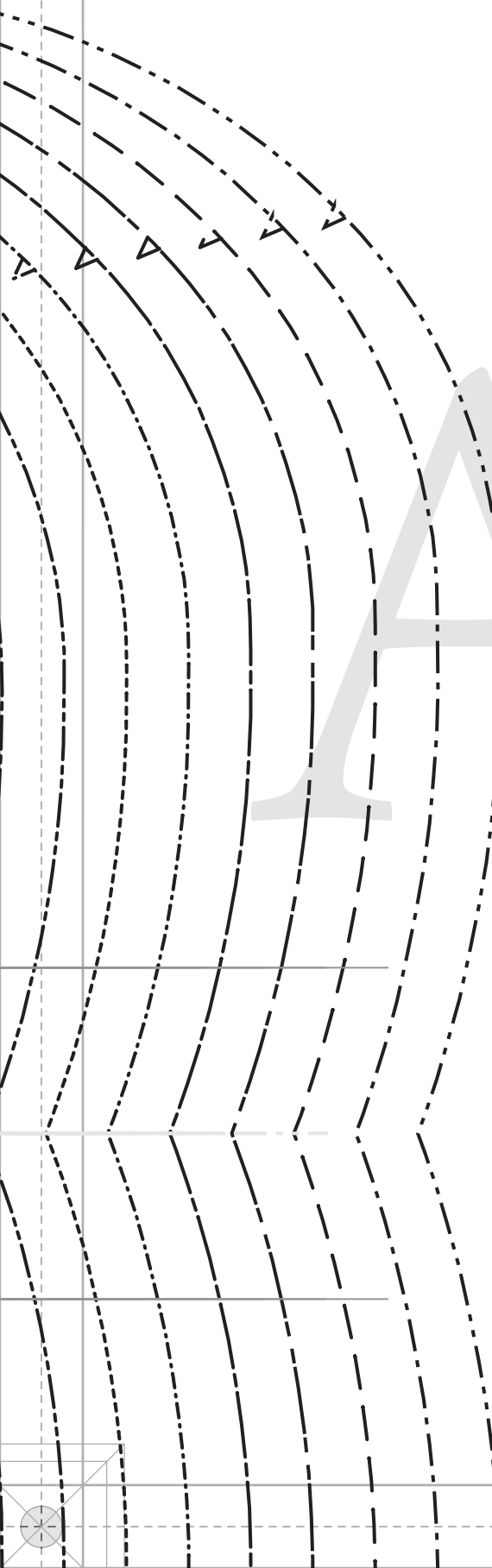


**A - BUST PANEL  
FABRIC: CUT 1  
ON FOLD**

LADIES SIZES 00 TO 32  
1/2" seam allowances (SA's)  
included unless stated otherwise.

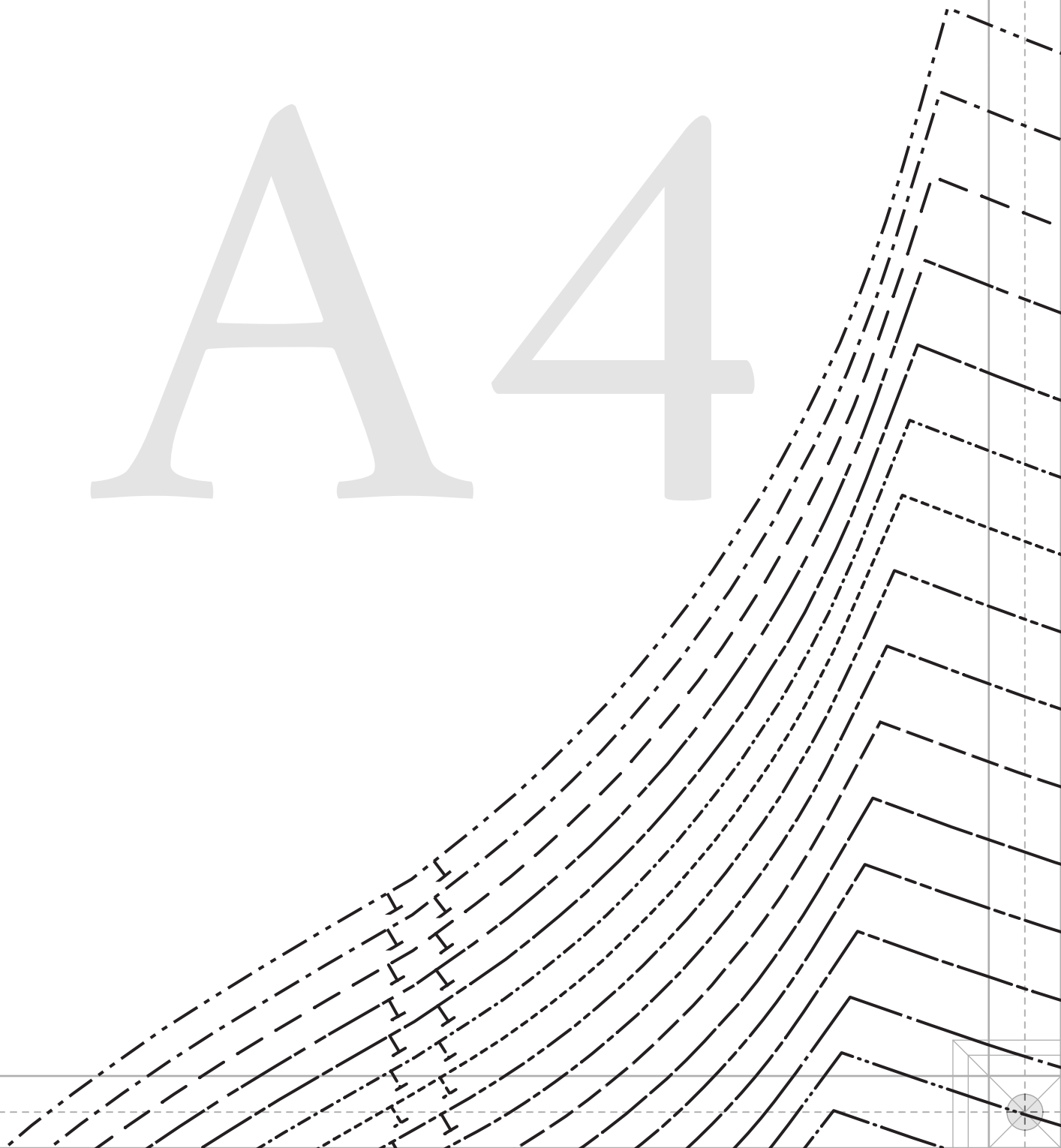
S”

OWN FOR CASING





A3

A4





A5




PLACE ON FOLD OF FABRIC



GATHER ALONG BOTTOM


B I



BOTTOM EDGES

BZ


SIDE SEAM





B

WE HEAD BETWEEN ARMSCYE NOTCHES



B4

BACK  
ARMHOLE

Size Line Key

- SIZE 00
- SIZE 0
- SIZE 2
- SIZE 4
- SIZE 6
- SIZE 8
- SIZE 10
- SIZE 12
- SIZE 14
- SIZE 16
- SIZE 18
- SIZE 20
- SIZE 22
- SIZE 24

GRAINLINE



SIZE 22

SIZE 24

SIZE 26

SIZE 28

SIZE 30

SIZE 32


**mad** SEWCIEITY

IN COLLABORATION WITH

PaTternHack.com

BA

E - ADD ELASTIC TO GATHER



PATTERN  
BY  
**mac**  
DESIGNER FA  
MDF31

#MoodAnthea

“The Anthea  
MDF31

J - SIDE FRONT/  
FABRIC: C  
MIRRORED

LADIES SIZES C  
1/2" seam allowance  
included unless stated

C1

GRAINLINE

OPTIONAL  
SLIT FOR  
WEARER'S

PATTERNS

BY

*wood*

OWNER FABRICS

MDF317

AnthyaPattern

Anthya Dress™

MDF317

FRONT/BACK SKIRT

QUANTITY: CUT 4

NEEDED PAIRS

SIZES 00 TO 32

with allowances (SA's)


unless stated otherwise.






GATHER SLEEVE HEAD

C3





PATTERNS  
BY  
**Mood**  
DESIGNER FABRICS  
MDF317

#MoodAntheaPattern

“The Anthea Dress”  
MDF317

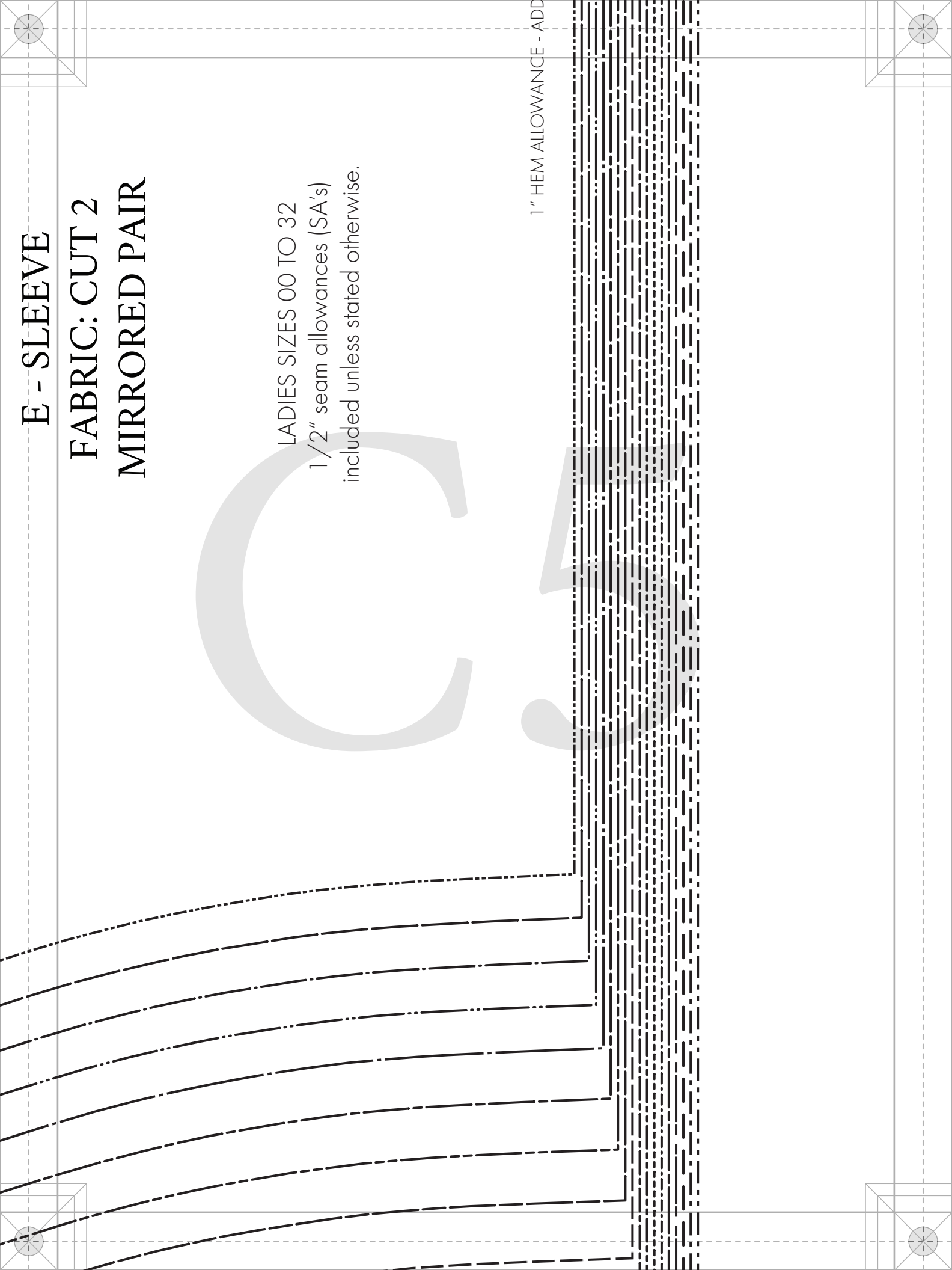
E - SLEEVE

# E - SLEEVE

## FABRIC: CUT 2 MIRRORED PAIR

LADIES SIZES 00 TO 32  
1/2" seam allowances (SA's)  
included unless stated otherwise.

1" HEM ALLOWANCE - ADD




OPTIONAL  
SLIT FOR  
WEARER'S  
LEFT SIDE

D 1








D4









E1

1" HEM ALLOWANCE



SIZE 26

SIZE 28

SIZE 30

SIZE 32


*mood* SEWCÍETY

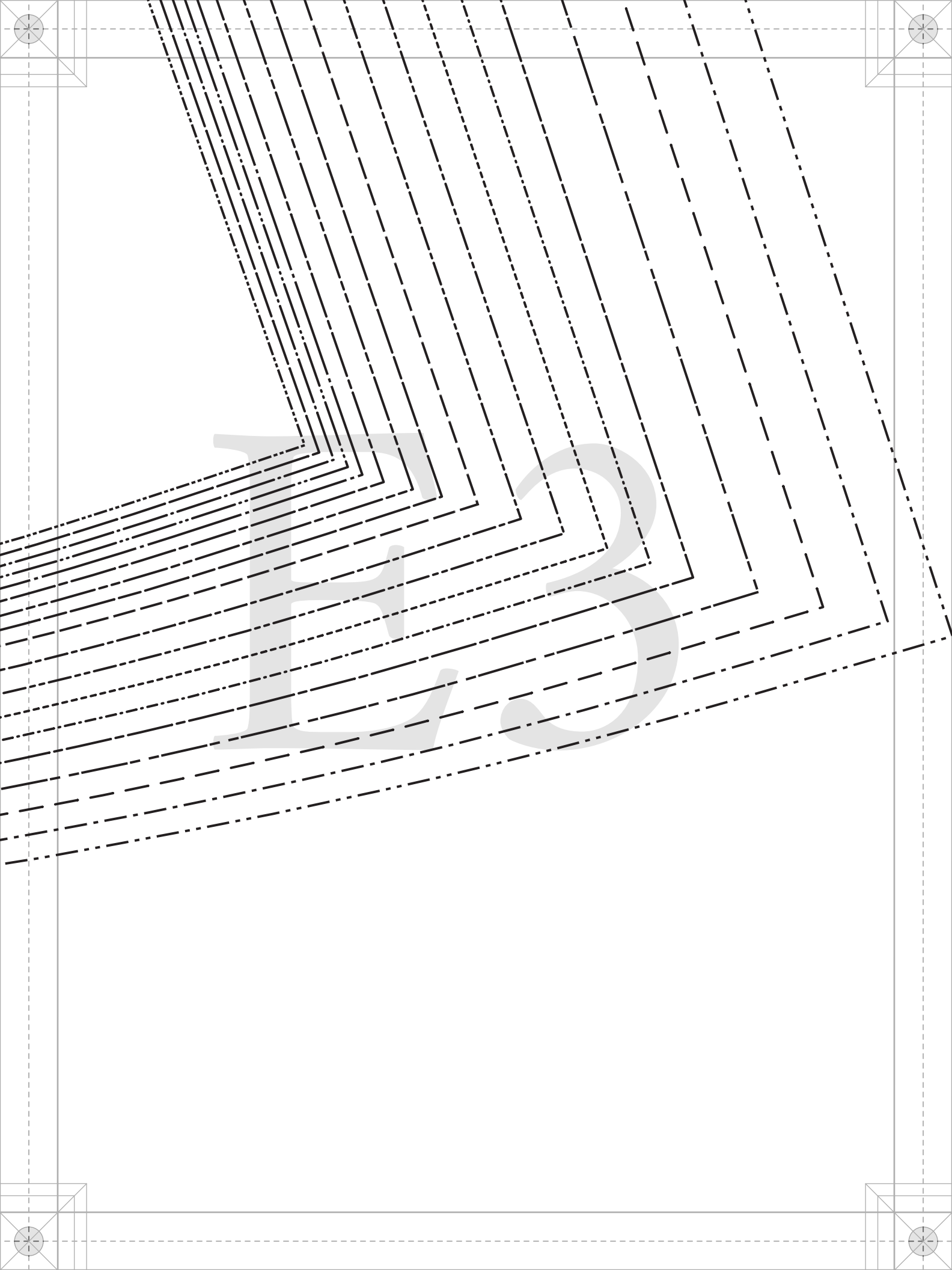
IN COLLABORATION WITH

PaTternHack.com

FE2

NCE





BY  
**Mood**  
DESIGNER FABRICS  
MDF317

#MoodAntheaPattern

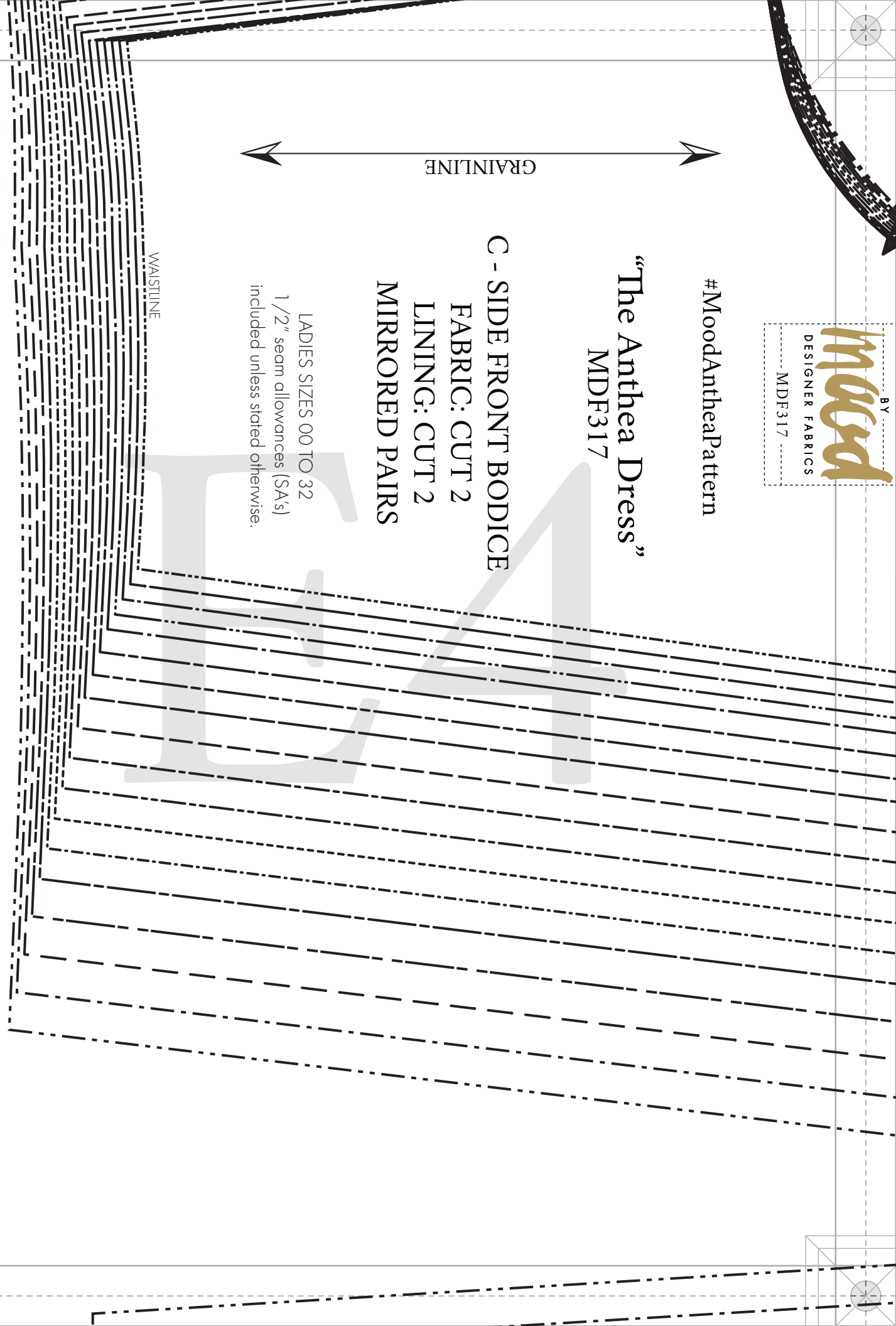
“The Anthea Dress”  
MDF317

C - SIDE FRONT BODICE  
FABRIC: CUT 2  
LINING: CUT 2  
MIRRORED PAIRS

LADIES SIZES 00 TO 32  
1/2" seam allowances (SA's)  
included unless stated otherwise.

GRAINLINE

WAISTLINE






*Muse*

BY

PATTERNS

SIDE SEAM

PDS



E1

CENTER BACK



PATTERNS



# Mood  
"The A  
N

P A  
DES



PATTERNS

BY **mood**  
DESIGNER FABRICS

MDF317

#MoodAntheaPattern

# “The Anthea Dress” MDF317

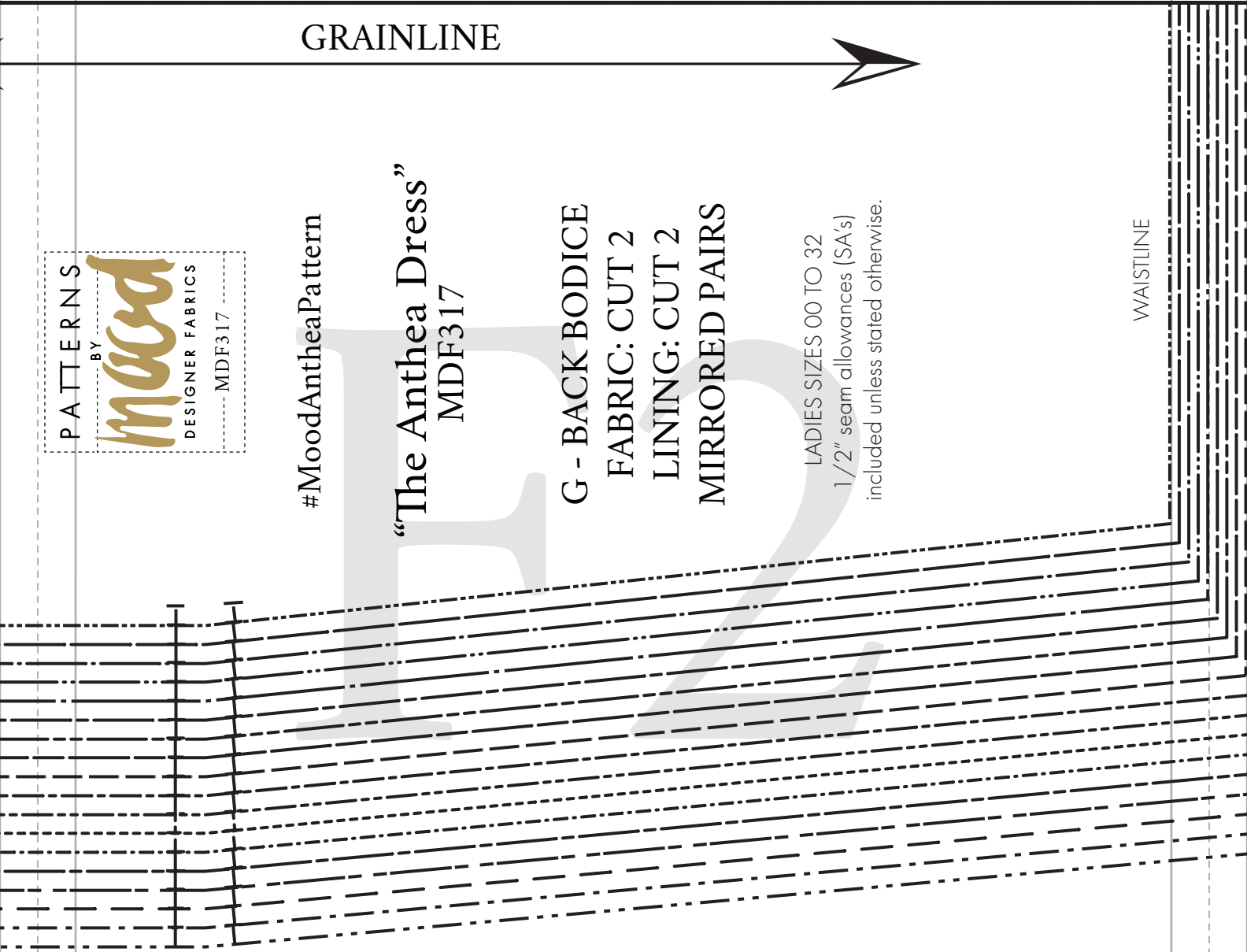
G - BACK BODICE  
FABRIC: CUT 2  
LINING: CUT 2  
MIRRORED PAIRS



LADIES SIZES 00 TO 32  
1/2" seam allowances (SA's)  
included unless stated otherwise.

GRAINLINE



WAISTLINE





UPPER EDGE



#MoodAntheaPattern

**“The Anthea Dress”**  
MDF317

**B - FRONT BODICE**  
FABRIC: CUT 1  
LINING: CUT 1  
ON FOLD

LADIES SIZES 00 TO 32  
1/2" seam allowances (SA's)  
included unless stated otherwise.

WAISTLINE



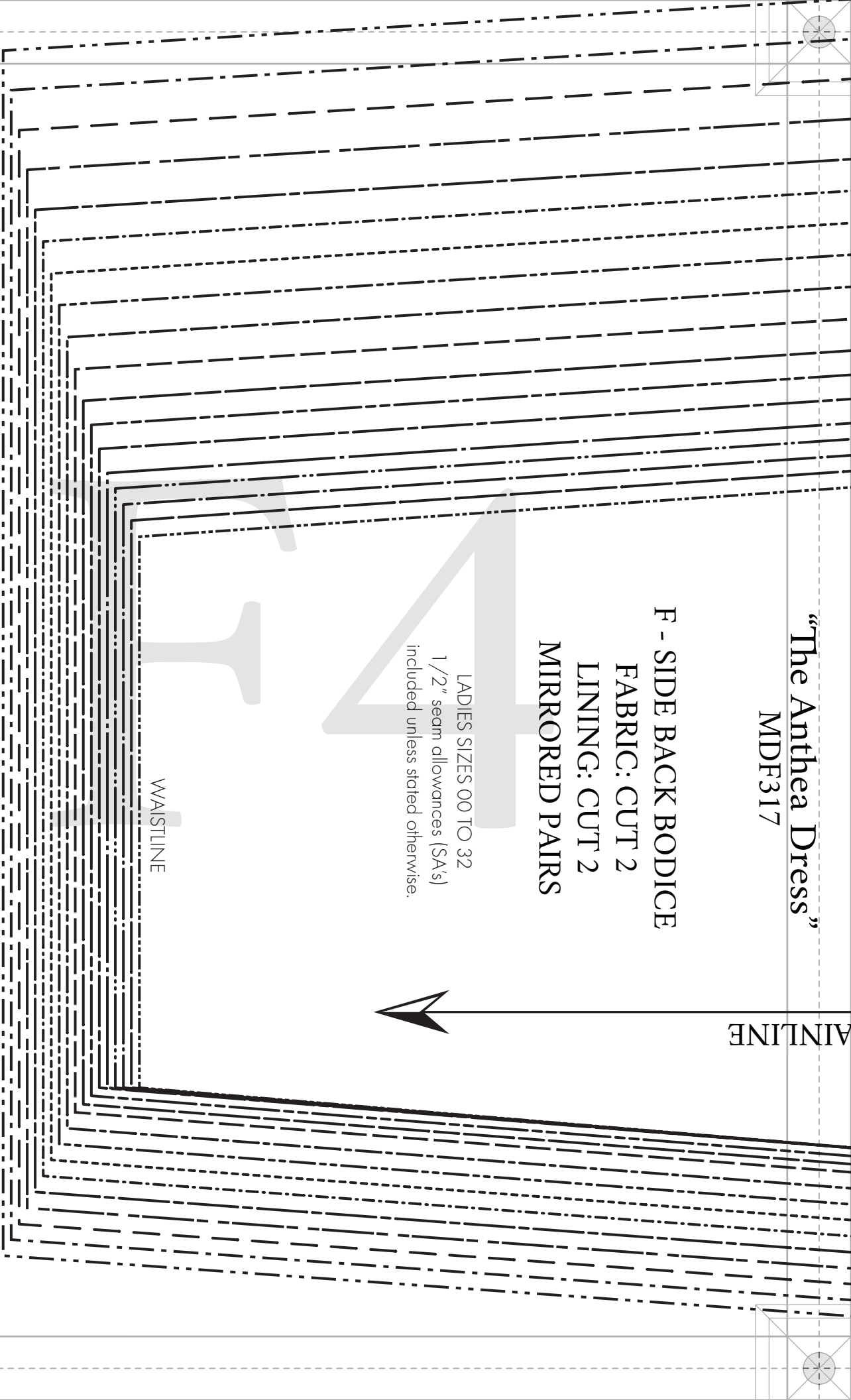
**“The Anthea Dress”**  
**MDF317**

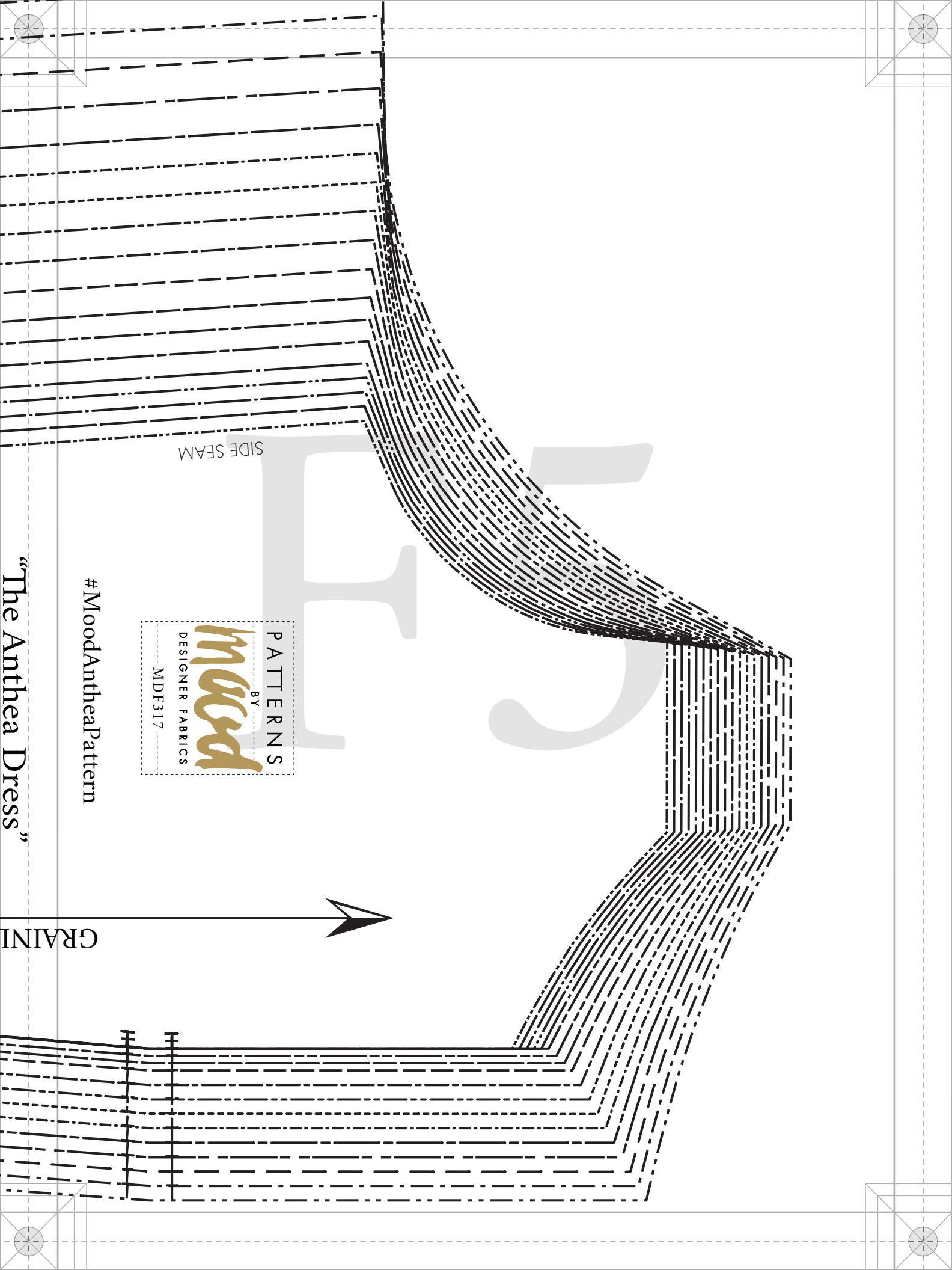
**F - SIDE BACK BODICE**  
**FABRIC: CUT 2**  
**LINING: CUT 2**  
**MIRRORED PAIRS**

LADIES SIZES 00 TO 32  
1/2" seam allowances (SA's)  
included unless stated otherwise.

WAISTLINE

MAINLINE





SIDE SEAM

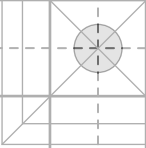
PATTERNS  
BY  
**mood**  
DESIGNER FABRICS  
MDF317

#MoodAntheaPattern

“The Anthea Dress”



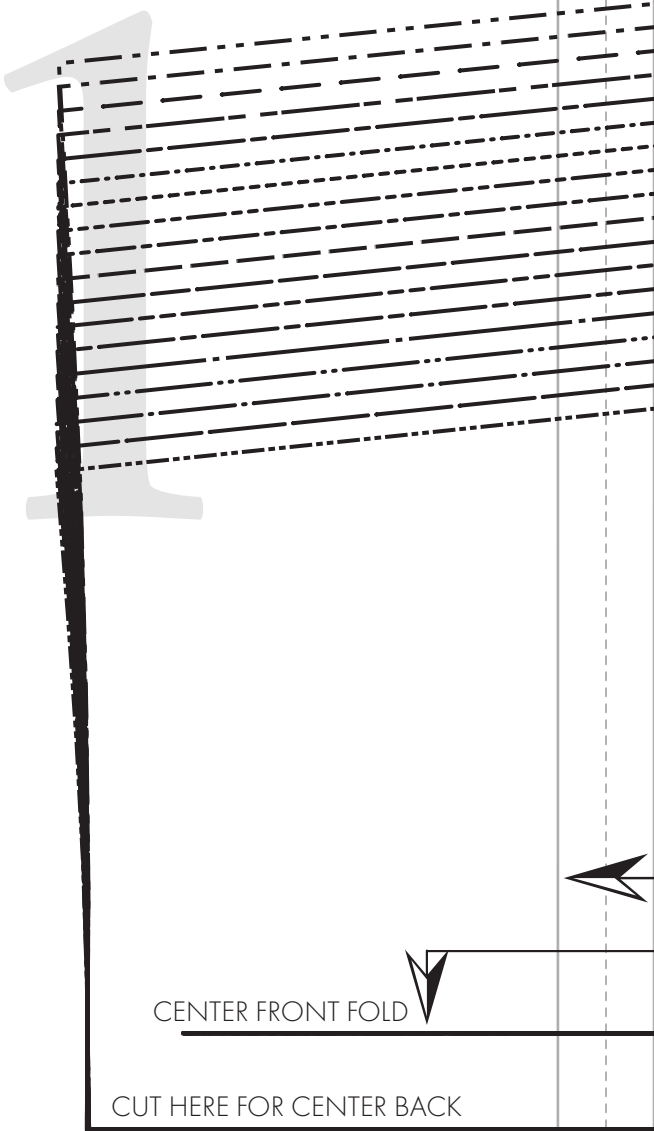
GRAINLINE



P A T T E R N S  
 BY  
**Mood**  
 DESIGNER FABRICS  
 MDF317

MoodAntheaPattern

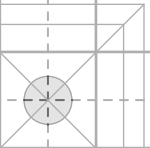
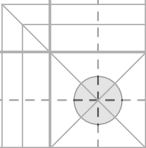
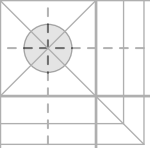
the Anthea Dress”  
 MDF317




T SHOULDER

D - STRAP  
 FABRIC: CUT 2

LADIES SIZES 00 TO 32  
 1/2" seam allowances (SA's)  
 included unless stated otherwise.





PATTERNS  
BY  
**mood**  
DESIGNER FABRICS  
MDF317

#MoodAntheaPattern

“The Anthea Dress”  
MDF317

H - FRONT SKIRT  
FABRIC: CUT 1  
ON FOLD

PLACE ON FOLD



I - BACK SKIRT  
FABRIC: CUT 2  
MIRRORED PAIR

LADIES SIZES 00 TO 32  
1/2" seam allowances (SA's)  
included unless stated otherwise.

OPTIONAL  
SLIT FOR  
WEARER'S  
LEFT SIDE

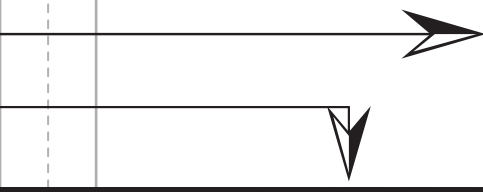
GRAINLINE

PLACE ON FOLD OF FABRIC



Size Line Key

SIZE 00	-----
SIZE 0	-----
SIZE 2	-----
SIZE 4	-----
SIZE 6	-----
SIZE 8	-----
SIZE 10	-----
SIZE 12	-----
SIZE 14	-----
SIZE 16	-----
SIZE 18	-----
SIZE 20	-----
SIZE 22	-----
SIZE 24	-----
SIZE 26	-----



SIZE 24

SIZE 26

SIZE 28

SIZE 30

SIZE 32

**mad** SEWCiETY

IN COLLABORATION WITH

PaTternHack.com

1" HEM ALLOWANCE

